



Our mission

Create a remarkable school where no child is left behind



Our vision

Students acquire the knowledge, build the cultural capital and develop the character to live their best lives



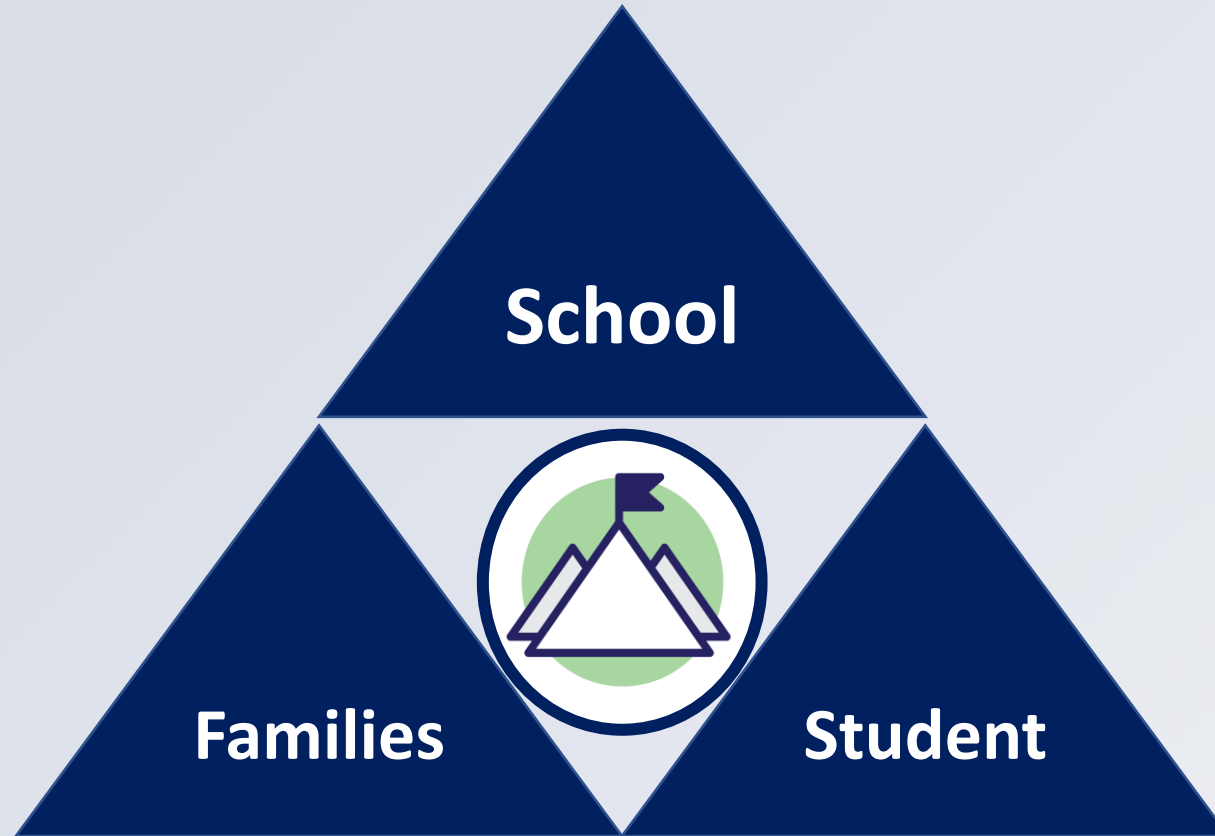
Our values

- **Enjoy** - We do whatever it takes. We keep it simple and do it brilliantly
- **Learn** - We aim for excellence. No one gets left behind
- **Succeed** - All students can achieve great things. We focus on being the best possible version of ourselves



We will not rest until

- Attainment is in the top 10% of all schools
- The quality of education is outstanding
- All students behave well all of the time
- Attendance is above 95%
- There are no NEETs



It is more important than ever that we work
together to support your child

- Opportunity for each Year 11 student to demonstrate what they know and remember
- Year 11 is about ensuring that your child is able to have a choice about their next stage in education
- The year will disappear very quickly – the majority of exams will start in May
- Year 11 is a challenging year for families
 - Difficult for you to know how to best support your child
 - Difficult for students in making sure that they are prepared and ready for external exams
 - Stressful for everyone
- We are here to work with you to help support your child every step of the way

Weeks 1 to 7

Teach your child what they need to know
Homework set to give them an opportunity to
revise and practice

Weeks 8 & 9
Mock exams

Weeks 10 to 13
Highly tailored
feedback

Weeks 1 to 7

Teach your child what they need to know
Homework set to give them an opportunity to
revise and practice

Weeks 8 & 9
Mock exams

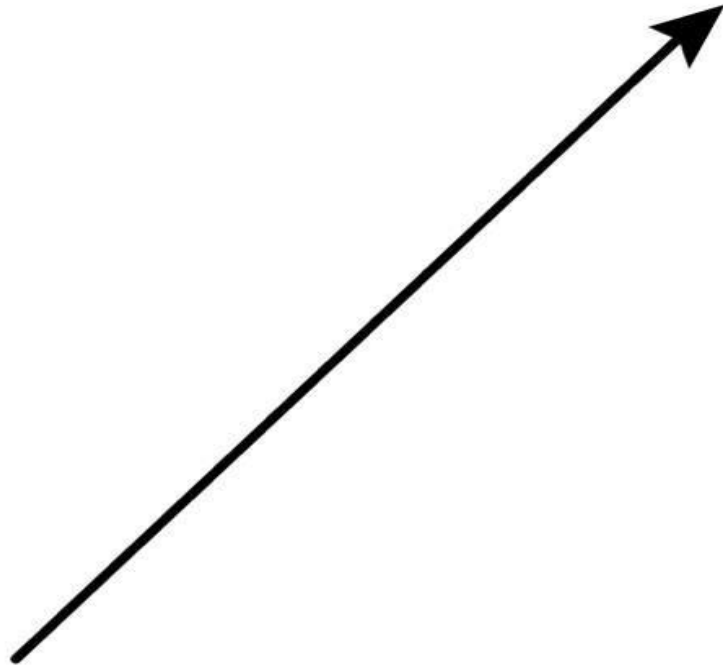
Weeks 10 to 13
Highly tailored
feedback

4 weeks
Highly tailored
lessons

**Every missed day at school is up to 6
hours missed lessons, 45 mins of revision**

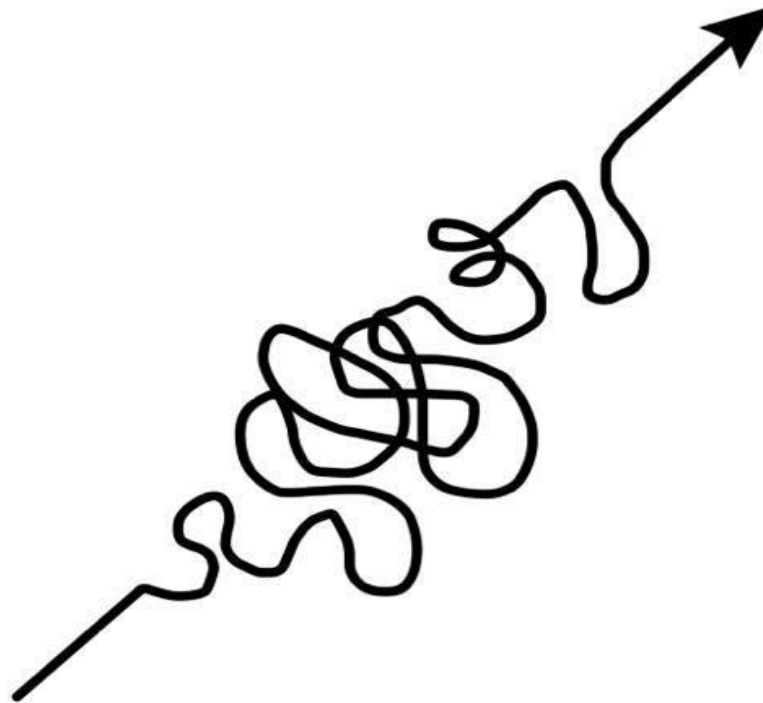
New GCSE Grades	1	2	3	4	5	6	7	8	9
Old GCSE Grades	F/G	E	D	Bottom 2 thirds C	Bottom third B Top third C	B Top 2 thirds	A	A*	A* Top 20% Grade A and above

SUCCESS



what people think
it looks like

SUCCESS

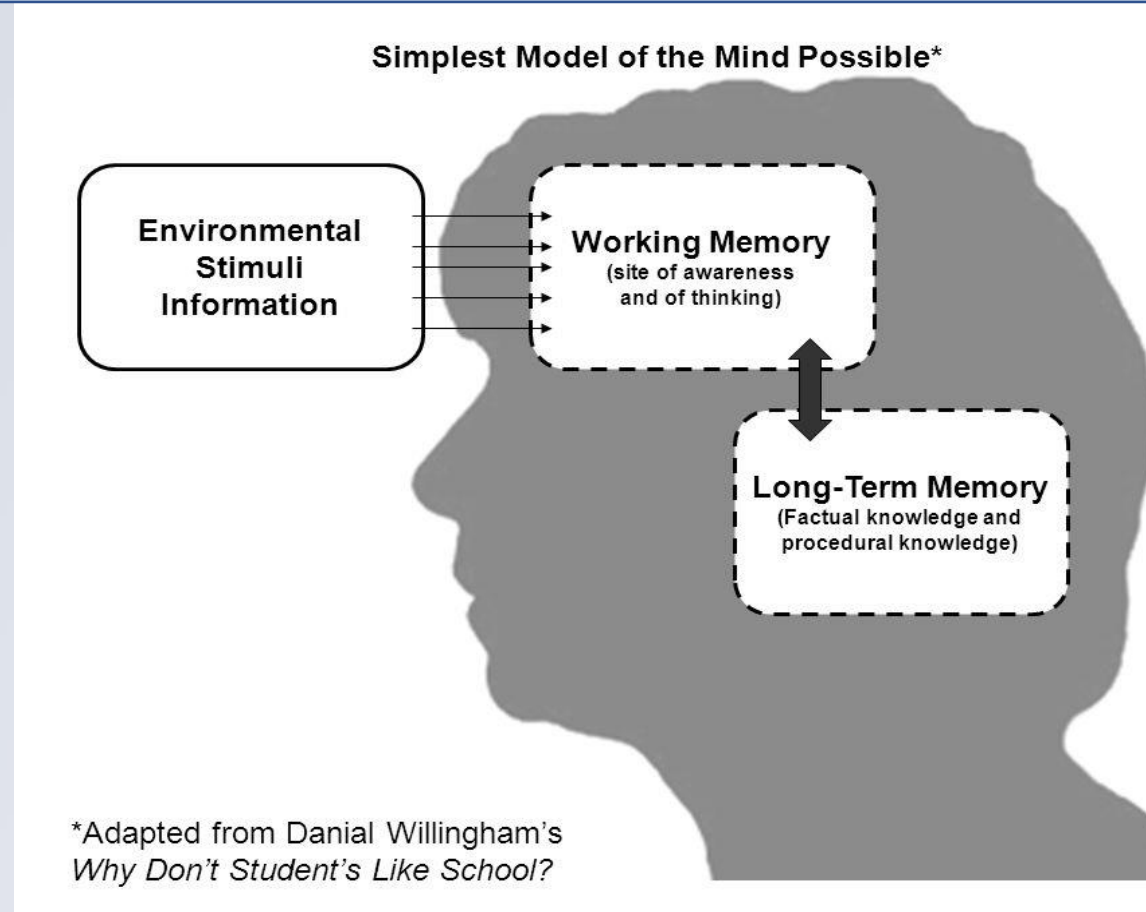


what it really
looks like

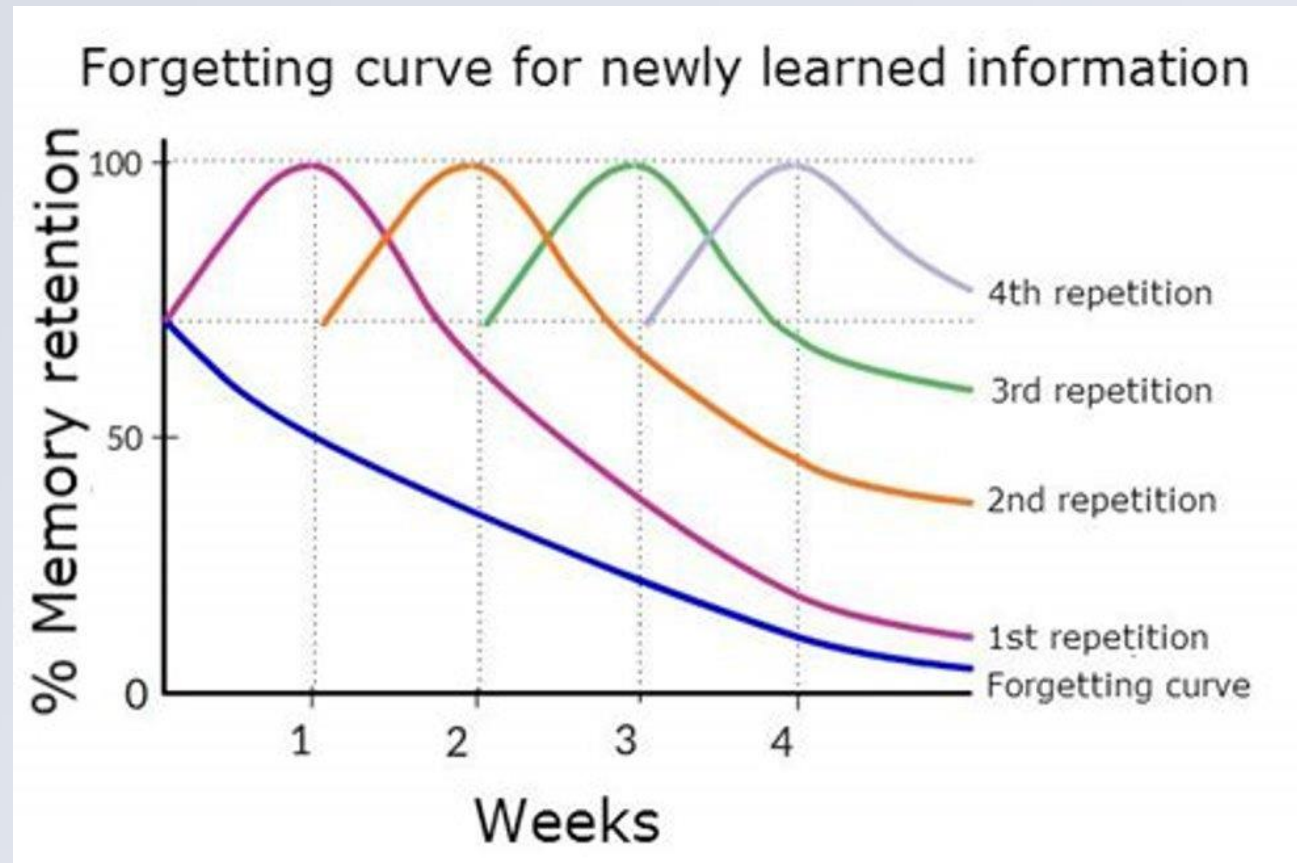
What does
the path
to success
look like?

Beckfoot
Thornton

Your child will have to remember a lot of information over the next 18 months for a lot of different subjects. This is tested in a small period of time. We want to make sure they are fully prepared!



On average, students will sit a total of 20 - 22 exams at the end of Year 11, over a short period of time.



Success doesn't
come from what you do
occasionally, but what you
do consistently.



“Little and often is the key to revision”

The GCSEs are 8 months away, when should my child start studying for their exams?

It is never too early to start preparing for the final examinations.
Establishing good study habits now will mean that your child will be in a much better position for mocks in November, February and the final exams.

How can I help my child establish good study habits?

- Don't let your child tell you that they have nothing to do.
- They will always have homework – do not let them tell you otherwise!
- Even after homework has been completed, there is still lots that can be done to help support them e.g. review work on Teams, GCSE Bitesize
- Their final grades will not only depend on how many hours of revision they do but also how well they use this time.
- It is never too soon to start establishing good study habits.





Make sure they are ready to study

Having a suitable place to study at home is important – start this now for completing homework to establish good habits.

Ensure they have the necessary books, stationery and equipment before they start.

- ☐ Pens, pencils, ruler, protractor, compass, calculator, A4 writing pads.
- ☐ Other useful things to provide include record cards, highlighters, coloured pens/ pencils, folders, dividers, sticky notes, kitchen timer.
- ☐ Subject specific revision guides are useful.














Remember the aim of having our Knowledge Organisers, using our Study skills is and completing homework is to
‘To know more and remember more’



We use *approaches that help pupils to integrate new knowledge into the long-term memory and make enduring connections that foster understanding*




Study Skills Cycle 1 Timeline September 2022

Icon	Week and Date	Name
	1 – 5/09/22	Quiz it
	2 – 12/09/22	Recreate it
	3 – 19/09/2022	Transform it
	4 – 26/09/2022	Be a photocopier
	5 – 3/10/2022	Look, cover, write, check
	6 – 10/10/2022	Reduce it
	7 – 17/10/2022	Prioritise it
	8 – 31/10/2022	Mind-map it
	9 – 7/11/2022	Connect it
	10 – 14/11/2022	Department Choice
	11 – 21/11/2022	Department Choice
	12 – 28/11/2022	Department Choice
	13 – 5/12/2022	Department Choice

What are we doing?

Study Skills Whole School	Study Skills Dept Choice
English (1 per week)	Maths (1 per week)
Science (1 per week)	PE (3 out of 9)
Geography (1 per week)	Music (3 out of 9)
History (1 per week)	Art (3 out of 9)
REW (3 out of 9)	CS (3 out of 9 at KS3 but 1 per week at KS4)
MFL (1 per week)	Tech/Food/Engineering (3 out of 9)
	Business (1 per week)



enjoy learn succeed



Become a knowledgeable and expert learner!

Practise these tasks independently with your knowledge organisers.

Transform It



Turn **facts** into **images**. Then use the images to rewrite the facts.

Recreate It



Recreate **diagrams**, maps or images – first by copying from the sheet, eventually moving on to recalling entirely from memory.

Prioritise It



Identify the **top three** most important pieces of content on the sheet – **justify** your reasons (explain why).

Be a Photocopier



On a blank piece of paper, **recreate** as much of the organiser as you can. When you have done all you can, **green pen** it by using the original to add what you couldn't recall.

Reduce It



Summarise content into single words. Then use these words to rewrite the content.

Mind-map It



Choose a section of the knowledge organiser to **mindmap** from memory. Add categories, colour, questions and layers of thinking about the information.

Look, Cover, Write, Check



Choose a section and **look**, trying to remember it. **Cover** it up. **Write** it out. **Check** what you missed and add it in **green pen**.

Connect It



Find **connections** between ideas, vocabulary or facts on the knowledge organiser. How many connections can you find between them?

Quiz It

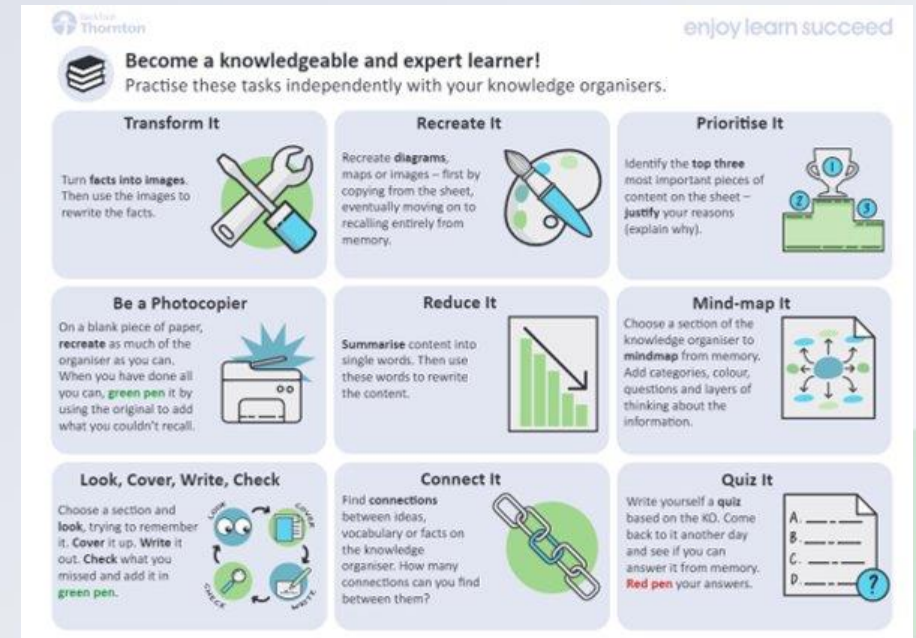


Write yourself a **quiz** based on the KO. Come back to it another day and see if you can answer it from memory. **Red pen** your answers.

Developing pupils' metacognitive knowledge of how they learn—their knowledge of **themselves as a learner**, of strategies, and of **tasks**—is an effective way of improving pupil outcomes.

EEF – metacognition and self regulated learning report

- We need you to know more and remember more and we think these 9 study skills will help you do this.
- You might like one more than the other
- You might like one for English and another for maths
- Trial and error – we are all different
- By the end all of you will know how to use these study skills to revise.



Become a knowledgeable and expert learner!
Practise these tasks independently with your knowledge organisers.

Transform It
Turn facts into images. Then use the images to rewrite the facts.

Recreate It
Recreate diagrams, maps or images – first by copying from the sheet, eventually moving on to recalling entirely from memory.

Prioritise It
Identify the top three most important pieces of content on the sheet – justify your reasons (explain why).

Be a Photocopier
On a blank piece of paper, recreate as much of the organiser as you can. When you have done all you can, green pen it by using the original to add what you couldn't recall.

Reduce It
Summarise content into single words. Then use these words to rewrite the content.

Mind-map It
Choose a section of the knowledge organiser to mindmap from memory. Add categories, colour, questions and layers of thinking about the information.

Look, Cover, Write, Check
Choose a section and look, trying to remember it. Cover it up. Write it out. Check what you missed and add it in green pen.

Connect It
Find connections between ideas, vocabulary or facts on the knowledge organiser. How many connections can you find between them?


Quiz It
Write yourself a quiz based on the KO. Come back to it another day and see if you can answer it from memory. Red pen your answers.

Department KS3	Frequency	Department KS4	Frequency
Maths	1 per week	Maths	1 per week
English	1 per week	English	1 per week
Science	1 per week	Science	3 per week
Geography	1 per week	Geography	1 per week
History	1 per week	History	1 per week
MFL	1 per week	MFL	1 per week
REW	4 per cycle	REW	4 per cycle
Art	4 per cycle	Art	1 per week
Music	4 per cycle	Music	1 per week
PE		PE Option	1 per week
Comp Sci	4 per cycle	Comp Sci	1 per week
Tech/Food	4 per cycle	Tech/Food	1 per week
		Engineering	1 per week
		Business	1 per week

How often
will I get
homework?



- Linked our homework's to our study skills programme
- Why?
- To allow you to practise and embed the strategy more than once
- To reduce the cognitive load on our brains
- To develop good habits
- To improve our resilience and independence





Student Access



To access homework, students can take two routes.

Route 1: log in with school e-mail address and password through the Learning Dashboard.


1. Go to the school website (beckfootthornton.org)



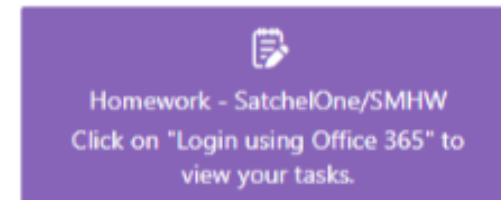
2. Scroll down slightly and click on "Learning Dashboards" then click on your year group's Learning Dashboard.



3. Log-in using your school email address and password.



4. Click on the "Homework" button and click the "Sign in with Office 365" button.



Week 1 - Quiz It Year 8 8B/Ge1[Description](#) [Insights](#) [Assess](#) [Discussion](#)

Mrs H. Boyd set this assignment for group [8B/Ge1](#) - Geography

Set on Mon 13 Sep

Due on Mon 20 Sep

Task description

Hello Year 8

Please complete the Quiz It task using the key vocabulary on your KO sheet. Try to create 10 questions.

Make sure you take a photo or upload it on word.

Any issues, please let me know.

Mrs Boyd

Community resources

Share this task

Other information


- This homework will take approximately 20 minutes
- Mrs H. Boyd would like you to hand in this homework online via Show My Homework

Resources to help you

PPTX

Homework_Quiz_it_Year_8.pptx

Download



Homework – Quiz it


Use section 1.2 and 1.3. of your knowledge organisers to create a quiz with 5 to 10 questions.

Success criteria:

1. Read through section 1.2 and 1.3. of your knowledge organiser
2. Highlight or write the key pieces of information
3. Create between 5-10 questions about the key information you have identified
4. Complete your quiz on another day to see what you can remember **or** ask a peer to complete your quiz in lesson
5. Mark the answers in red
6. Upload your Quiz onto SMHW by Monday 20th September



Model Question:
What does the acronym NEE stand for?
Newly Emerging Economy




**Route 2: complete homework without logging in**

If students cannot remember their e-mail address or password, they can still access their homework.

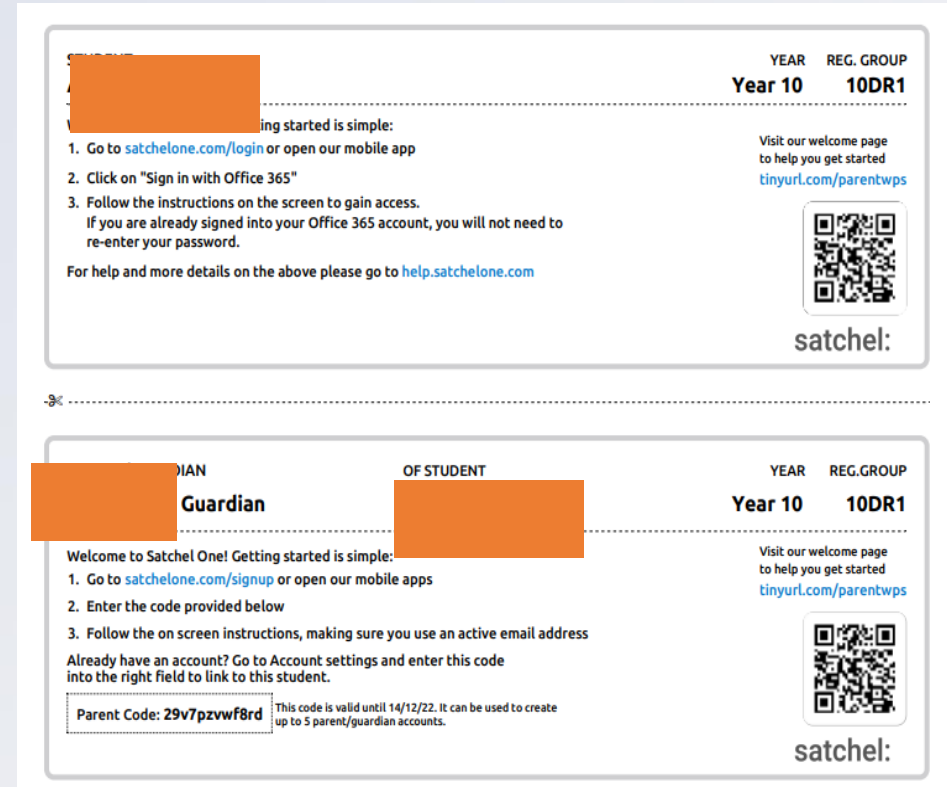
1. Students should go to <https://beckfootthornton.satchelone.com>
2. Students can select their year, subject, teacher or class and find the homework that they have been set.

What do you need to do?

1. Be able to log on. KS3 will be doing this in Computing lessons during the next two weeks
2. KS4 – you should all be able to log on. If you cant please see your tutor who will take your name and check your log in and password
3. Tell Mrs Boyd or your Year Team if you no means of logging on. You can do this on a phone/ipad/laptop/desk top device or visit the library



- To check your homework and help you with it, your parents can download the Show My Homework app too
- They need to register with their own e-mail address and password, and they need a special PIN to link their account to yours
- All students were given this information today




YEAR REG. GROUP
Year 10 10DR1

Getting started is simple:

1. Go to satchelone.com/login or open our mobile app
2. Click on "Sign in with Office 365"
3. Follow the instructions on the screen to gain access.
If you are already signed into your Office 365 account, you will not need to re-enter your password.

For help and more details on the above please go to help.satchelone.com

Visit our welcome page to help you get started
tinyurl.com/parentwps



satchel:

DIAN OF STUDENT
Guardian


YEAR REG. GROUP
Year 10 10DR1

Welcome to Satchel One! Getting started is simple:

1. Go to satchelone.com/signup or open our mobile apps
2. Enter the code provided below
3. Follow the on screen instructions, making sure you use an active email address

Already have an account? Go to Account settings and enter this code into the right field to link to this student.

Parent Code: 29v7pzvwf8rd This code is valid until 14/12/22. It can be used to create up to 5 parent/guardian accounts.



satchel:

- P7 intervention
- Saturday School – After Christmas
- Mocks – adapt our curriculum
- Study club – 13:00-13:30 Monday – Thursday
- Knowledge tests – Registration

Qualification Name	Nov Grade
ENGLISH LANGUAGE	5
ENGLISH LITERATURE	5
GEOGRAPHY	5-
HISTORY	4
MATHS	5
MFL GERMAN	4
RELIGION & PHILOSOPHY	6
SCIENCE COMBINED	4

November Mocks Results

Qualification Name	Final Grade
ENGLISH LANGUAGE	5
ENGLISH LITERATURE	7
GEOGRAPHY	6
HISTORY	8
MATHS	5
MFL GERMAN	6
RELIGION & PHILOSOPHY	6
SCIENCE COMBINED	76

Final GCSE Results

- P7 intervention
- Saturday School – After Christmas
- Mocks – adapt our curriculum
- Study club – 13:00-13:30 Monday – Thursday
- Knowledge tests – Registration

How will Study Club run?

- Study Club will run Monday to Thursday straight after lunch (13:30 to 14:00)
- Groupings are slightly different to tutor groups
 - This will enable us to do targeted intervention and support students of a similar ability
- Each day will have a different subject focus
- Form Tutors will stay in their normal teaching rooms as shown on the new timetable

Monday	Tuesday	Wednesday	Thursday
Maths	English	Wellness Wednesday (PHSCE)	Science

- P7 intervention
- Saturday School – After Christmas
- Mocks – adapt our curriculum
- Study club – 13:00-13:30 Monday – Thursday
- Knowledge tests – Registration

Key Dates

- Knowing the key dates both for the short-term and the long-term will help you and your child plan for the year.
- Y11 Mock Examinations start –WC 31st October 2022
- Y11 Mock Examinations – W/C 20th February 2022
- Exams begin May 2023

“It’s only mocks!”

Encourage your child to treat mock exams as seriously as they will the final examinations.

The mocks will be designed to revisit information that they have learnt previously.

Why are mocks so important?

- They familiarise students with the pressure of exams
- The harder your child works for mock exams the more useful the feedback that they get will be.
- They inform teachers about what needs to happen next.
- Tweaks to your child’s technique (how they approach the questions) can make a big difference to how well they do

- If your child's phone is constantly pinging when they are studying you will need to intervene.
- This is the biggest problem faced by students today.
- There are good apps for dealing with digital distractions:
 - Apple users – 'Self control' app
 - Android users – 'Self control for study' app
 - Windows users – 'cold turkey' app
- These apps allow students to block websites for a predetermined period of time. Do you know how much time they spend on their phone?
- Once the block is put in place, it can't be bypassed until the specified time period is up. Even deleting the app won't override it!

Music or no music?

- Whilst some students say that listening to music helps them to concentrate, attempting to memorise facts or work through exam papers should be done in silence.
- If music is listened to occasionally, it should be played at a low volume and they should choose something that does not distract them. If they are singing along they are distracted!

Bedtime

- Having a good night's sleep is vital.
- Whilst some time spent on phones or games consoles is fine for a limited amount of time, staying up half the night should definitely be avoided!

Attend every day, on time and ready to learn.

What they do between now and the summer will have an impact on their grades.

- This will be a difficult and challenging year, but we (school and home) need to keep them driven and engaged.
- Remind them of the long-term benefits.
- Paint them a picture of success and keep on reminding them of it!
- We all want them to be successful and by helping your child establish good study habits now, you can really play your part.



Future Ready Learner

We want you to be someone who is excited about what their future could hold and knows how to get ready for it.

- A breakdown of the year.
- What support is available for students.
- What students can do.
- What you can do.

In England, all young people must be in some form of education or training until they are 18.

Mrs Bulmer
CEIAG Co Ordinator
(Careers Education, Advice and Guidance)

Careers Tutorial Programme - Monday



September to October half term

Learning about different local colleges and sixth forms

October to Christmas holidays

Learning about applications for further education and using Unifrog to support

January to Feb half term

Applying for further education and learning how to be prepared for interviews

February to May half term

Support in preparing for life after year 11 including: revision techniques, coping with change and work experience



Support for your child this year

Careers Advisor – Kiran

All students will have a 1:1 careers conversation with Kiran this year. She is based in the library on Monday's and Friday's. Kiran will support students with their choices for life after year 11 and prepare them for applications and interviews.

CEIAG Co Ordinator – Mrs Bulmer

Mrs Bulmer is attached to year 11 and is around every morning during form time to answer any questions that students have about their choices and next steps.

Librarian – Miss Billingsley

Miss Billingsley will support students applying for further education if needed. She is able to sit with students during the application process, read through any statements or help browse different courses. This help is available at lunch time or after school.

Form tutors and other staff in school

Students are able to talk to any member of staff in school to discuss potential pathways. They can ask teaching staff about careers that are related to their subject if it interests them and what qualifications they might need.



What students can do

Unifrog

Some of the Monday sessions will direct students to complete tasks on Unifrog. Unifrog is a platform for students to explore pathways, evidence key activities and competencies, and draft and collate feedback on Personal Statements and CVs to submit the strongest possible applications.

Research

Students need to be researching what courses are available and what provider they want to attend. A simple Google search will bring up results. Students can also use the dedicated section in the library to browse prospectus'.

Ask for help

If students don't understand what to do, or need extra support, they need to ask for help. There is no shame in asking and there are many people to support.

Work hard

Students need to make sure that they always try their best. Complete school work and homework to the best of their ability acting on feedback given, be on time for school, behave well and make sure they revise for exams to make sure they get the grades they need for the next step in life.



What you can do

- Have conversations
- Attend (if able) open events at further education providers with your child
- Support with applications (where possible)
- Mrs Bulmer will send out information via MyEd across the year to provide you with information and support, so keep an eye out!



I will be around for the rest of the evening to answer any questions that you have.

Thank you

- Carousel – workshop in English, Maths and Science
- A bell will ring to tell you to move to the next room
- The room and workshop you are attending are on the letter
- The evening will finish at 7:25pm
- Sign out

6.00pm – 6.25pm	6.30pm – 6.45pm	6.50 – 7.05pm	7.10pm – 7.25pm
Hall Welcome: Mrs <u>Trusselle</u> Preparing for GCSE Success: Mrs Edgeley Study skills & homework: Mrs Boyd Careers advice: Mrs Bulmer	Maths Workshop A18	Science Workshop A17	English Workshop A22



Our mission

Create a remarkable school where no child is left behind



Our vision

Students acquire the knowledge, build the cultural capital and develop the character to live their best lives



Our values

- **Enjoy** - We do whatever it takes. We keep it simple and do it brilliantly
- **Learn** - We aim for excellence. No one gets left behind
- **Succeed** - All students can achieve great things. We focus on being the best possible version of ourselves



We will not rest until

- Attainment is in the top 10% of all schools
- The quality of education is outstanding
- All students behave well all of the time
- Attendance is above 95%
- There are no NEETs