



Our mission

Create a remarkable school where no child is left behind



Our vision

Students acquire the knowledge, build the cultural capital and develop the character to live their best lives



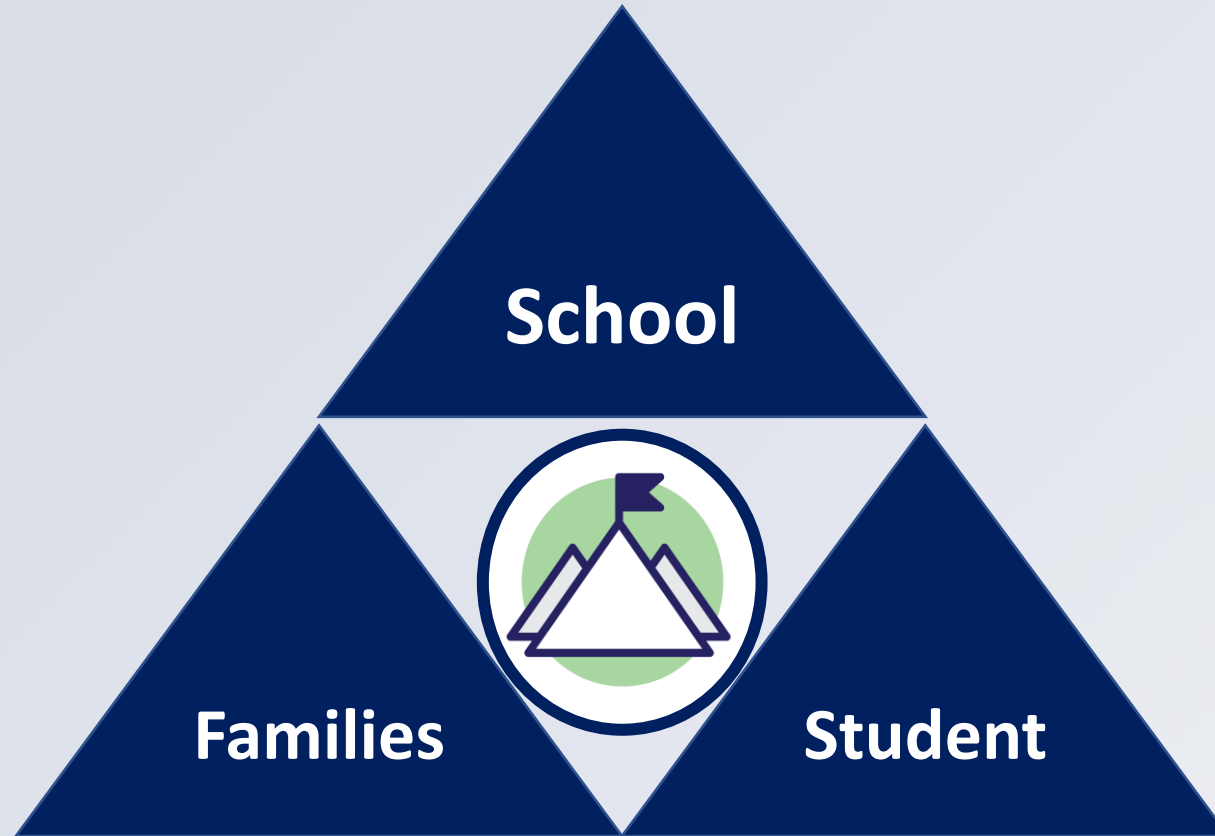
Our values

- **Enjoy** - We do whatever it takes. We keep it simple and do it brilliantly
- **Learn** - We aim for excellence. No one gets left behind
- **Succeed** - All students can achieve great things. We focus on being the best possible version of ourselves



We will not rest until

- Attainment is in the top 10% of all schools
- The quality of education is outstanding
- All students behave well all of the time
- Attendance is above 95%
- There are no NEETs



It is more important than ever that we work
together to support your child

- How has the grading for GCSE subjects changed?
- How will my child be graded for the vocational subjects they are studying?
- My child is worried about exams – what support will there be for them?
- How will my child be helped to prepare for Y11 and their next steps in education?

- 2 year qualifications
- Students will achieve 1 grade for each subject except if they are studying combined science when they will get 2 qualifications
- If students do not achieve at least a grade 4 in English (language or literature) &/or maths they will have to continue their studies when they leave at the end of Y11
- Most Sixth Form providers will expect at least a Grade 5 to move onto A-levels, many will ask for Grade 6 or Grade 7 in certain subjects
- The next two years are about making sure your child has choices at the end of Y11

New GCSE Grades	1	2	3	4	5	6	7	8	9
Old GCSE Grades	F/G	E	D	Bottom 2 thirds C	Bottom third B Top third C	B Top 2 thirds	A	A*	A* Top 20% Grade A and above

How will my child be graded for the vocational subjects they are studying?

Level Equivalent	New Grade	Previous Grade
Level 2 equivalent	9	A*
	8	
	7	
	6	B
	5 Strong pass	
Level 1 equivalent	4 Standard pass	C
	3	D
	2	E
	1	F
		G
	U	U

- Distinction *
- Distinction
- Merit
- Pass

Vocational Business
Engineering,
Hospitality &
Catering, Sport

- The more often your child practices sitting exams, the easier it will be for them in Summer 2024
- Y10
 - 20th February – 27th February – Assessment 1 – partial papers – position in year group studying this subject.
 - 23rd March – Y10 progress evening – all families need to attend
 - 12th June – 21st June – Assessment 2 – full papers in exam hall conditions for some subjects – Grade given for all subjects
- Y11
 - After October half term – 2 weeks full mock exams
 - After February half term – 2 weeks full mock exams
 - Exams start – May 2024

Approximately 60 weeks in school until the GCSE exams start for Y10

- Mock exams will help us identify which students need additional support above any access arrangements that they may already have
 - If students do not use this support they may lose it in their final exams
- It also allows them to understand how the exams will run

My child is worried about exams – what support will there be for them?

Weeks 1 to 7

Teach your child what they need to know
Homework set to give them an opportunity to
revise and practice

Weeks 8 & 9
Mock exams

Weeks 10 to 13
Highly tailored
feedback

Weeks 1 to 7


Teach your child what they need to know
Homework set to give them an opportunity to
revise and practice


Weeks 8 & 9
Mock exams






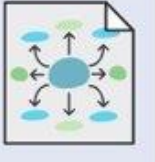



Weeks 10 to 13
Highly tailored
feedback

4 weeks
Highly tailored
lessons

**Every missed day at school is up to 6
hours missed lessons, 45 mins of revision**

 **enjoy learn succeed**

 **Become a knowledgeable and expert learner!**
Practise these tasks independently with your knowledge organisers.

<p>Transform It</p> <p>Turn facts into images. Then use the images to rewrite the facts.</p> 	<p>Recreate It</p> <p>Recreate diagrams, maps or images – first by copying from the sheet, eventually moving on to recalling entirely from memory.</p> 	<p>Prioritise It</p> <p>Identify the top three most important pieces of content on the sheet – justify your reasons (explain why).</p> 
<p>Be a Photocopier</p> <p>On a blank piece of paper, recreate as much of the organiser as you can. When you have done all you can, green pen it by using the original to add what you couldn't recall.</p> 	<p>Reduce It</p> <p>Summarise content into single words. Then use these words to rewrite the content.</p> 	<p>Mind-map It</p> <p>Choose a section of the knowledge organiser to mindmap from memory. Add categories, colour, questions and layers of thinking about the information.</p> 
<p>Look, Cover, Write, Check</p> <p>Choose a section and look, trying to remember it. Cover it up. Write it out. Check what you missed and add it in green pen.</p> 	<p>Connect It</p> <p>Find connections between ideas, vocabulary or facts on the knowledge organiser. How many connections can you find between them?</p> 	<p>Quiz It</p> <p>Write yourself a quiz based on the KO. Come back to it another day and see if you can answer it from memory. Red pen your answers.</p> 

Students will be sat regular homework using the 9 study skills – little and often revision. Preparation will help students with their anxiety about exams.



Student Access



To access homework, students can take two routes.

Route 1: log in with school e-mail address and password through the Learning Dashboard.

1. Go to the school website (beckfootthornton.org)



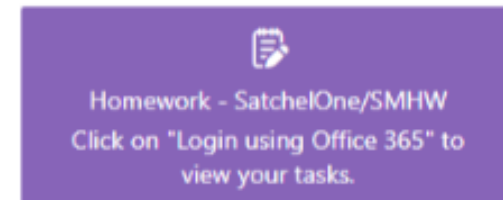
2. Scroll down slightly and click on "Learning Dashboards" then click on your year group's Learning Dashboard.




3. Log-in using your school email address and password.



4. Click on the "Homework" button and click the "Sign in with Office 365" button.





Week 1 - Quiz It Year 8 8B/Ge1

Description Insights Assess Discussion

Mrs H. Boyd set this assignment for group 8B/Ge1 - Geography

Set on Mon 13 Sep Due on Mon 20 Sep

Task description


Hello Year 8

Please complete the Quiz It task using the key vocabulary on your KO sheet. Try to create 10 questions.

Make sure you take a photo or upload it on word.

Any issues, please let me know.

Mrs Boyd

 Community resources ⓘ

☐ Share this task

Other information

- This homework will take approximately 20 minutes
- Mrs H. Boyd would like you to hand in this homework online via Show My Homework

Resources to help you

PPTX

Homework_Quiz_it_Year_8.pptx

Download




Homework – Quiz it

Use section 1.2 and 1.3. of your knowledge organisers to create a quiz with 5 to 10 questions.

Success criteria:

- Read through section 1.2 and 1.3. of your knowledge organiser
- Highlight or write the key pieces of information
- Create between 5-10 questions about the key information you have identified
- Use your quiz on another day to see what you can remember or ask a peer to complete your quiz in lesson
- Mark the answers in red
- Upload your Quiz onto SMHW by Monday 20th September



Model Question:
What does the acronym NEE stand for?
Newly Emerging Economy

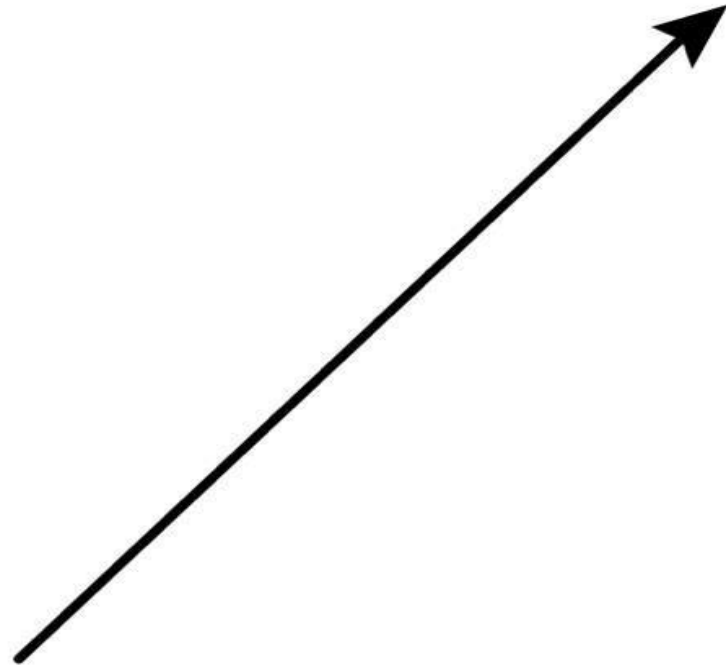
Excellent attendance at school is vital to help children achieve and get the best possible start in life. Children who frequently miss school often fall behind.

Research suggests that Pupils with **no absence** are 1.3 times more likely to achieve level 4 or above, and 3.1 times more likely to achieve level 5 or above, than pupils that missed 10-15% of all sessions.

Pupils with **no absence** are 2.2 times more likely to achieve 5+ GCSEs grade 4 or above or equivalent including English and mathematics than pupils that missed 15-20% of KS4 lessons.

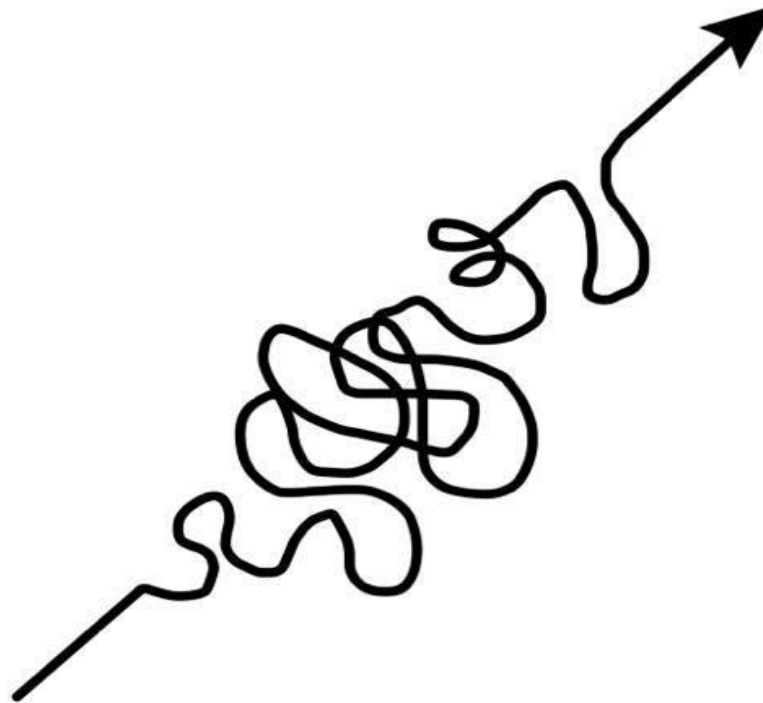
In addition, good attendance at school shows potential employers that a young person is reliable and is something requested when writing references.

SUCCESS



what people think
it looks like

SUCCESS

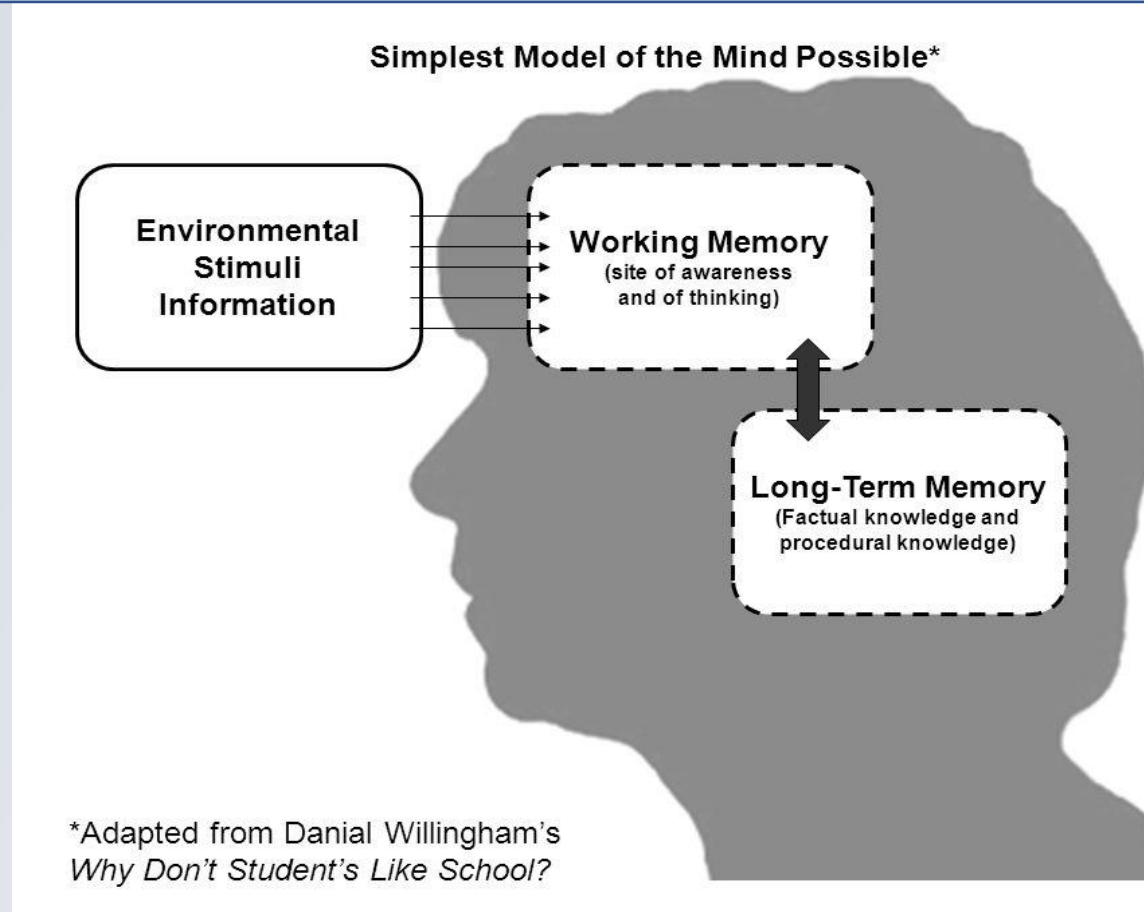


what it really
looks like

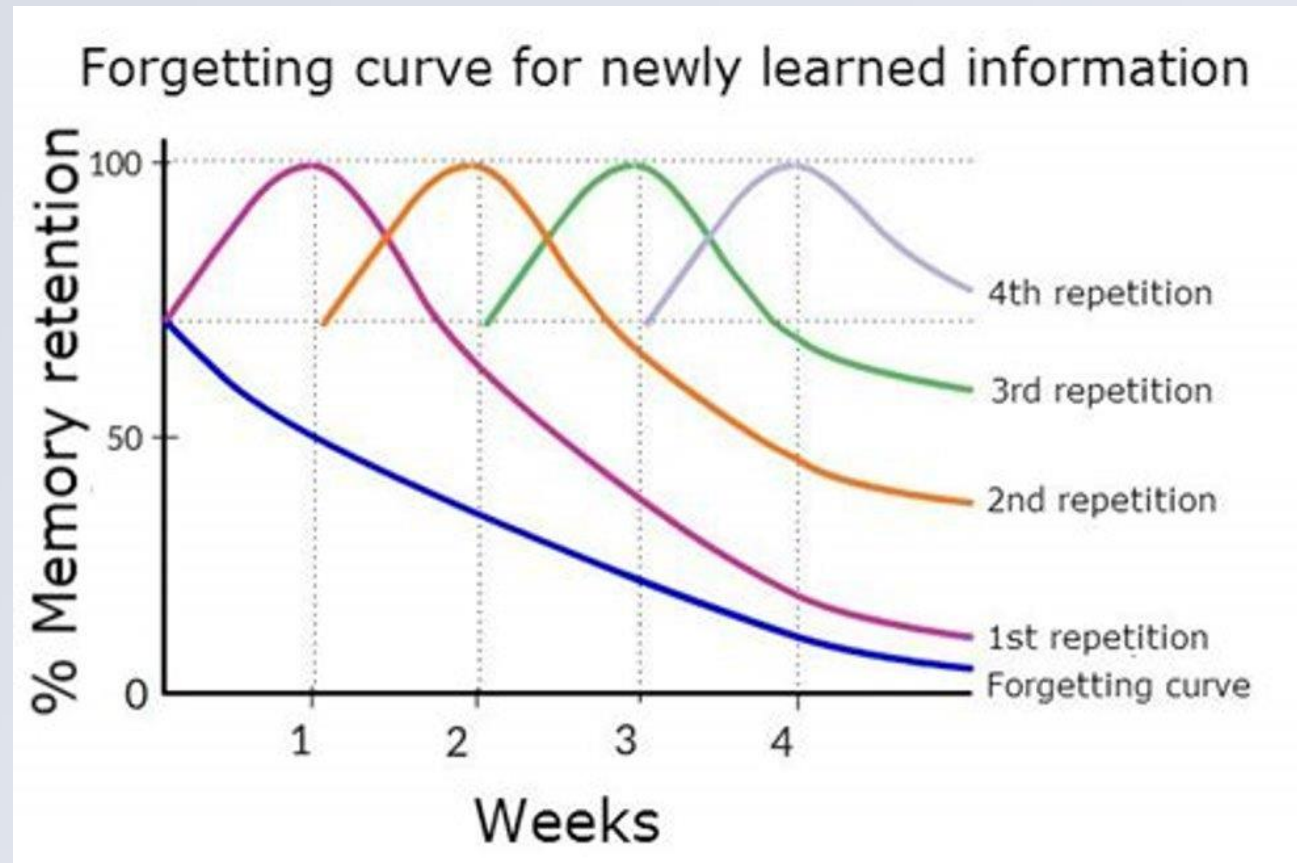
What does
the path
to success
look like?

Beckfoot
Thornton

Your child will have to remember a lot of information over the next 18 months for a lot of different subjects. This is tested in a small period of time. We want to make sure they are fully prepared!



On average, students will sit a total of 20 - 22 exams at the end of Year 11, over a short period of time.



Success doesn't
come from what you do
occasionally, but what you
do consistently.



“Little and often is the key to revision”

The GCSEs are 18 months away, when should my child start studying for their exams?

It is never too early to start preparing for the final examinations.
Establishing good study habits now will mean that your child will be in a much better position for assessment at the end of cycle 2 and cycle 3.

How can I help my child establish good study habits?

- Don't let your child tell you that they have nothing to do.
- They will always have homework – do not let them tell you otherwise!
- Even after homework has been completed, there is still lots that can be done to help support them e.g. review work on Teams, GCSE Bitesize
- Their final grades will not only depend on how many hours of revision they do but also how well they use this time.
- It is never too soon to start establishing good study habits.



Make sure they are ready to study


Having a suitable place to study at home is important – start this now for completing homework to establish good habits.

Ensure they have the necessary books, stationery and equipment before they start.

- ☐ Pens, pencils, ruler, protractor, compass, calculator, A4 writing pads.
- ☐ Other useful things to provide include record cards, highlighters, coloured pens/ pencils, folders, dividers, sticky notes, kitchen timer.
- ☐ Subject specific revision guides are useful.

Remember the aim of having our Knowledge Organisers, using our Study skills is and completing homework is to
‘To know more and remember more’

We use approaches that help pupils to integrate new knowledge into the long-term memory and make enduring connections that foster understanding



- P7
- Assessments – adapt our curriculum and give feedback on areas of strength and improvement

“It’s only an assessment!”

Encourage your child to treat assessments as seriously as they will the final examinations.

The assessments will be designed to revisit information that they have learnt previously.

Why are mocks so important?

- They familiarise students with the pressure of exams
- The harder your child works for mock exams the more useful the feedback that they get will be.
- They inform teachers about what needs to happen next.
- Tweaks to your child’s technique (how they approach the questions) can make a big difference to how well they do

- If your child's phone is constantly pinging when they are studying you will need to intervene.
- This is the biggest problem faced by students today.
- There are good apps for dealing with digital distractions:
 - Apple users – 'Self control' app
 - Android users – 'Self control for study' app
 - Windows users – 'cold turkey' app
- These apps allow students to block websites for a predetermined period of time. Do you know how much time they spend on their phone?
- Once the block is put in place, it can't be bypassed until the specified time period is up. Even deleting the app won't override it!

Bedtime

- Having a good night's sleep is vital.
- Whilst some time spent on phones or games consoles is fine for a limited amount of time, staying up half the night should definitely be avoided!

- This will be a difficult and challenging year, but we (school and home) need to keep them driven and engaged.
- Remind them of the long-term benefits.
- Paint them a picture of success and keep on reminding them of it!
- We all want them to be successful and by helping your child establish good study habits now, you can really play your part.



Future Ready Learner

We want you to be someone who is excited about what their future could hold and knows how to get ready for it.

- Options for life after year 11
- What support is available for students
- What students can do
- What you can do

In England, all young people must be in some form of education or training until they are 18.

Mrs Bulmer
CEIAG Co Ordinator
(Careers Education, Advice and Guidance)



- [Department for Education Post-16 Choices Animation – YouTube](#)
- Former students of Beckfoot Thornton have mainly gone on to study A-levels at sixth form, subject courses at college, or Apprenticeships.



QUALIFICATION	DESCRIPTION	LENGTH OF TIME	ASSESSMENT	LEVEL OF STUDY	AWARDS UCAS POINTS?	ENTRY REQUIREMENTS	WORK EXPERIENCE	WHAT DOES IT LEAD TO?
A LEVELS	An academic qualification, similar in style to GCSEs, that prepares you for further study.	2 Years	Mostly exams at the end of the course	3	Yes	For individual schools and colleges to decide (commonly 5 GCSEs at grades 4 and above)	No	<ul style="list-style-type: none"> - Apprenticeship - University/College - Work

Local sixth form providers:

- Beckfoot Trust
- Dixons Sixth Form
- Trinity Sixth Form
- Leeds Sixth Form
- Benton Park Sixth Form
- North Halifax Sixth Form

Pros

- Very supportive learning environment.
- Opportunity to learn in depth around subjects chosen (between 3 and 4).
- Opportunity to become more responsible for own learning.
- A way of keeping options open if unsure of a future path.
- Good preparation for university courses.



QUALIFICATION	DESCRIPTION	LENGTH OF TIME	ASSESSMENT	LEVEL OF STUDY	AWARDS UCAS POINTS?	ENTRY REQUIREMENTS	WORK EXPERIENCE	WHAT DOES IT LEAD TO?
T LEVELS <small>www.tlevels.gov.uk</small>	A technical study programme, equivalent to 3 A levels, with an industry placement that makes up 20% of the course. T Levels are designed to give you the skills that employers need.	2 Years	Exams, projects and practical assignments	3	Yes	Set by each school/college	Yes (80% classroom, 20% work)	- Apprenticeship - University/College - Work
TECHNICAL/VOCATIONAL QUALIFICATIONS <small>(e.g. some Pearson BTECs, Cambridge Technicals, City and Guilds Diplomas, AQA Technical, VET Diplomas and many others)</small>	Qualifications which teach you how to do tasks specifically related to the industry and role you want to be in.	Course dependent	Course dependent (coursework & exams)	1+	Some (course & awarding organisation dependent)	Course dependent	Course dependent	- Apprenticeship - College - Work



Local college providers:

- Bradford College
- New College Bradford
- Craven College
- Keighley College
- Leeds College
- Kirklees College
- Calderdale College

- A change of environment.
- The chance to learn in a practical way if exams don't suit.
- Much more independent learning but still supported.
- Excellent facilities.
- A chance to concentrate on one subject of interest.
- An Extended Level 3 BTEC is equivalent to three A Levels.
- Good preparation for university, apprenticeship or employment.

Apprenticeships



QUALIFICATION	DESCRIPTION	LENGTH OF TIME	ASSESSMENT	LEVEL OF STUDY	AWARDS UCAS POINTS?	ENTRY REQUIREMENTS	WORK EXPERIENCE	WHAT DO LEAD TO
APPRENTICESHIPS <small>www.apprenticeships.gov.uk</small>	A real job with training and a salary.	1 Year minimum	Apprenticeship dependent (inc. demonstrations, presentations and/or exams)	2/3 With the possibility to progress to higher apprenticeships up to level 7	No	- Employer dependent - Age 16+ - Evidence of interest and ability to complete	Yes (paid job, with at least 20% off the job training)	- Higher level or degree apprenticeship - University/College - Work



To find current apprenticeships, go to the gov.uk website

- Get paid.
- All of the training is free.
- Get the same benefits as the company's employees.
- If already knowing what to do and prefer practical learning, it can be the best of both worlds.
- Most apprentices stay with their employer beyond the apprenticeship (or at least have this option).
- Develops employability skills giving an advantage in the competitive job market.



Careers Advisor – Kiran

All students will have a 1:1 careers conversation with Kiran in year 11. She is based in the library on Monday's and Friday's. Kiran will support students with their choices for life after year 11 and prepare them for applications and interviews. Students can see her now if they want to, just ask Mrs Bulmer to arrange an appointment.

CEIAG Co Ordinator – Mrs Bulmer

Mrs Bulmer is attached to year 11 every year but plans the tutorial sessions for year 10's and year 11's. If students have any questions they can find her in F11 at break or after school.

Librarian – Miss Billingsley

Miss Billingsley will support students applying for further education if needed. She is able to sit with students during the application process, read through any statements or help browse different courses. This help is available at lunch time or after school.

Form tutors and other staff in school

Students are able to talk to any member of staff in school to discuss potential pathways. They can ask teaching staff about careers that are related to their subject if it interests them and what qualifications they might need.



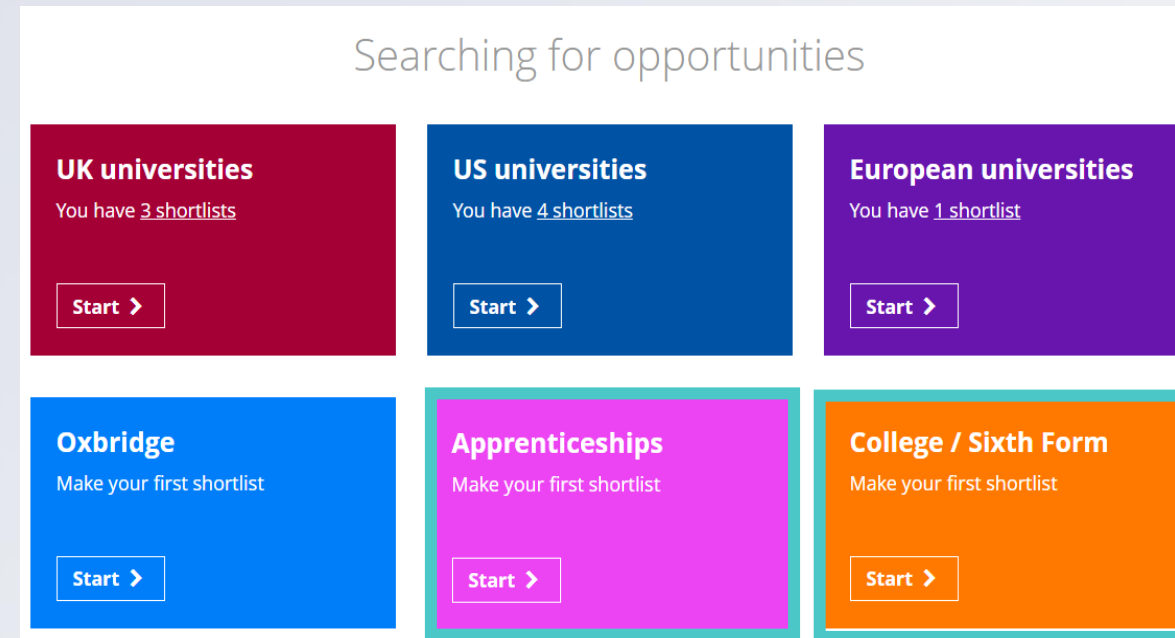
- Consider all the different post-16 options
 - Think about what type of learning your child wants to do after year 11
- Do research so that they can make an informed decision
 - Students can visit any post-16 provider even if they're not in year 11 yet
- Always have a back up plan
 - If your child knows they want to study Engineering at college, then they need to have different colleges in mind, not just one
- Think about what is right for THEM and THEIR future
 - Don't let your child be influenced by where their friends are going
- Think about where they'd like to apply so when applications open they can apply straight away
 - This is usually around Christmas of year 11

 unifrog

Unifrog (search their school email for log in details) has two tools that can help research different options available within **the ‘Searching for opportunities’** section:

Use the Apprenticeship and College/Sixth Form tool to search for different courses in the UK

They can create a shortlist to save options!





- Have conversations with your child
- Browse different post-16 providers websites with your child
- Understand the different qualifications available
- Attend (if able) open events at further education providers with your child when it comes to it
- Mrs Bulmer will send out information via MyEd across this year and next to provide you with information and support, so keep an eye out!
- If there are any questions then please find me on your way out!

enjoylearn**succeed**

Internet Safety

Nicola Haworth – Designated Safeguarding Lead

What do we do at Beckfoot Thornton?



- Taught to use the internet safely in lessons
- Repeated assemblies about online safety
- Votes for Schools programme to encourage discussion on current affairs
- Relationship and sex education to all years






Beckfoot Thornton

- Smoothwall software monitors all electronic devices (including school laptops at home) for safeguarding risks.
- Alerts are raised for all types of bullying, abuse and harassment, swearing, sexualised language, grooming, self-harm/suicide, radicalisation, threats of violence, substance abuse and gang culture.
- The service operates 24 hours a day, 365 days a year.

smoothwall®


Beckfoot Thornton

- Alerts show the exact date, time, computer and user and are followed up by the safeguarding team.



OrganisationsDashboardEventsDevices

Event Details



 3

tg19
Beckfoot Thornton Academy

Offensive User

Message:
User typed

Event Raised:
04/10/2021 10:34

Date & Time	Hostname	Window Title	Message Capture	Screenshot
 04/10/2021 09:54	G2-26.tgdomain.thornton	(13) General (THO-21-9H-Cp3 - Computing) Microsoft Teams and 3 more pages - Work - Microsoft Edge		View 

What can you do at home?



**Making
Friends**

**Future
Employment**

**Staying
in Touch**

Fun

**INTERNET
POSITIVES**

Learning

**Finding
Help**

**Getting
Organised**

**Being
Creative**

8 Internet Safety Tips for Parents

1) Do stick to age restrictions

2) Do set boundaries about technology free times and spaces and consider using filtering software

3) Discuss password security and not sharing personal information online.



4) Don't say or write anything online that you wouldn't say in person

Not only may
grandparents see it
but also a future
employer



BEFORE YOU POST
THINK
T – is it TRUE?
H – is it HELPFUL?
I – is it INSPIRING?
N – is it NECESSARY?
K – is it KIND?

5) Be aware of Instagram and TikTok crazes

pics as bizarre trend goes viral

Neil Shaw & Mya Bolland - 16/09/2021

Like Comments

Police have released images of baked beans in a word of warning to youths, and parents after a new social media trend has taken hold.



Boy, 9, needed major surgery after TikTok magnet trend

17 September



6) Don't avoid difficult conversations about online predators and paedophiles



- **People aren't always who they say they are**
- **Never arrange to meet anyone you don't know**
- **If in doubt block**

7) Don't avoid difficult conversations about sexting and sharing nude pictures



What the law says

Sexting can be seen as harmless, but creating or sharing explicit images of a child is illegal, even if the person doing it is a child. A young person is breaking the law if they:


- take an explicit photo or video of themselves or a friend
- share an explicit image or video of a child, even if it's shared between children of the same age
- possess, download or store an explicit image or video of a child, even if the child gave their permission for it to be created.



However, as of January 2016 in England and Wales, if a young person is found creating or sharing images, the police can choose to record that a crime has been committed but that taking formal action isn't in the public interest.


8) Encourage children to talk - make sure that children can tell you if they see anything that worries them online including bullying or inappropriate content






Virtual Reality

All you need to know about the latest techy craze.




Social media

A guide to the most popular apps your child may be using.



Pokémon Go

Helping your child catch Pokémon safely.




YouTube Kids

YouTube's younger, safer sibling.



WhatsApp

The modern alternative to SMS.




Clash of Clans

What parents need to know about the game kids love.



FIFA16

The latest version of the successful football game.



Amazon Prime

Setting safety and purchase restrictions.

Parent Zone

- **Help**
- **Guides**
- **News**
- **Links**

<https://parentzone.org.uk/>



I would like advice on...



[Home](#)

[Get advice](#)

[Concerned about your child?](#)

[How to get help](#)

[Home Safety Activities](#)

[#AskTheAwkward](#)

Help your children get the most out of the Internet

I'm concerned about my child

[I'm concerned about my child](#)

Reporting an incident to CEOP

[Reporting an incident to CEOP](#)

I'd like information and advice on keeping my child safe

[I'd like information and advice on keeping my child safe](#)

Activate Windows
Go to Settings to activate Windows.

[Parents and carers | CEOP Education \(thinkuknow.co.uk\)](https://thinkuknow.co.uk)

Thank you



Our mission

Create a remarkable school where no child is left behind



Our vision

Students acquire the knowledge, build the cultural capital and develop the character to live their best lives



Our values

- **Enjoy** - We do whatever it takes. We keep it simple and do it brilliantly
- **Learn** - We aim for excellence. No one gets left behind
- **Succeed** - All students can achieve great things. We focus on being the best possible version of ourselves



We will not rest until

- Attainment is in the top 10% of all schools
- The quality of education is outstanding
- All students behave well all of the time
- Attendance is above 95%
- There are no NEETs